

System4000 – M4 – Interface-Module

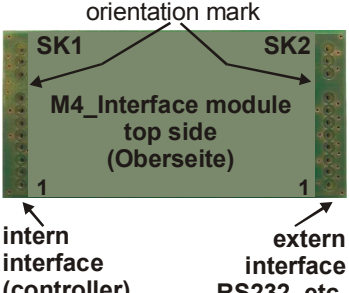



Achtung !


M4 – Module nur für System4000 !
Applikationen: ADP4000, FAT4000


Attention !


M4 – modules for System4000 only !
Applications: ADP4000, FAT4000


<p>M4-xxx</p> 	<p>Modul – Kurzcharakteristik</p> <p>Ansicht Oberseite – gilt für alle Module</p> <p><i>potentialgetrennt</i> : externe Interface-Anschlüsse sind potentialgetrennt</p> <p><i>nicht potentialgetrennt</i> : ext. Interface-Anschlüsse sind nicht potentialgetrennt</p>	<p>module short description</p> <p>view at top side – applied for all modules</p> <p>isolated: external interface signals are galvanic isolated</p> <p>non isolated: external interface signals are not galvanic isolated</p>
--	---	--


<p>M4-RS232</p> 	<p>RS232 – nicht potentialgetrennt</p> <p>RS232 – Modul nicht galvanisch potentialgetrennt</p> <p>Daten-Signale :</p> <ul style="list-style-type: none"> • GND (9) Signalmasse • TxD (8) Sende-Daten • RxD (4) Empfangsdaten <p>Steuerleitungen :</p> <ul style="list-style-type: none"> • RTS (6) Steuerleitung (Ausgang) • CTS (2) Steuerleitung (Eingang) 	<p>RS232 – non isolated</p> <p>RS232 – module non isolated interface signals</p> <p>data signals :</p> <ul style="list-style-type: none"> • GND (9) signal ground • TxD (8) transmit data • RxD (4) receive data <p>control signals :</p> <ul style="list-style-type: none"> • RTS (6) request to send (output) • CTS (2) clear to send (input)
--	--	---


<p>M4-RS232iso</p> 	<p>RS232 – potentialgetrennt</p> <p>RS232 – Modul galvanische Potentialtrennung</p> <p>Daten-Signale :</p> <ul style="list-style-type: none"> • GND (9) Signalmasse • TxD (8) Sende-Daten • RxD (4) Empfangsdaten <p>Steuerleitungen :</p> <ul style="list-style-type: none"> • RTS (6) Steuerleitung (Ausgang) • CTS (2) Steuerleitung (Eingang) 	<p>RS232 – isolated</p> <p>RS232 – module galvanic isolated interface signals</p> <p>data signals :</p> <ul style="list-style-type: none"> • GND (9) signal ground • TxD (8) transmit data • RxD (4) receive data <p>control signals :</p> <ul style="list-style-type: none"> • RTS (6) request to send (output) • CTS (2) clear to send (input)
---	---	--


<p>M4-RS422</p> 	<p>RS422 – nicht potentialgetrennt</p> <p>RS422 – Modul keine galvanische Potentialtrennung Daten-Signale :</p> <ul style="list-style-type: none"> • GND (9) Signalmasse • TxD+ (8) Sende-Daten (+) • TxD– (7) Sende-Daten (-) • RxD+ (4) Empfangsdaten (+) • RxD– (3) Empfangsdaten (-) <p>DIL-Schalter ON = Abschluss-R aktiv</p>	<p>RS422 – non isolated</p> <p>RS422 – module non isolate interface data signals :</p> <ul style="list-style-type: none"> • GND (9) signal ground • TxD+ (8) transmit data (+) • TxD– (7) transmit data (-) • RxD+ (4) receive data (+) • RxD– (3) receive data (-) <p>DIL-switch ON = terminating R active</p>
---	--	--

<p>M4-RS422iso</p> 	<p>RS422 – potentialgetrennt</p> <p>RS422 – Modul galvanische Potentialtrennung Daten-Signale :</p> <ul style="list-style-type: none"> • GND (9) Signalmasse • TxD+ (8) Sende-Daten • TxD– (7) Sende-Daten • RxD+ (4) Empfangsdaten • RxD– (3) Empfangsdaten <p>DIL-Schalter ON = Abschluss-R aktiv</p>	<p>RS422 – isolated</p> <p>RS422 – module galvanic isolate interface data signals :</p> <ul style="list-style-type: none"> • GND (9) signal ground • TxD+ (8) transmit data (+) • TxD– (7) transmit data (-) • RxD+ (4) receive data (+) • RxD– (3) receive data (-) <p>DIL-switch ON = terminating R active</p>
---	--	---

<p>M4-RS485</p> 	<p>RS485 – nicht potentialgetrennt</p> <p>RS485 – Modul keine galvanische Potentialtrennung Daten-Signale :</p> <ul style="list-style-type: none"> • GND (9) Signalmasse • RxD+ (4) Daten (+) • RxD– (3) Daten (-) <p>DIL-Schalter S1: 2 = OFF ⇒ DIR enabled 1,3,4 = Abschluss-R, ON = aktiv</p>	<p>RS485 – non isolated</p> <p>RS485 – module non isolate interface data signals :</p> <ul style="list-style-type: none"> • GND (9) signal ground • RxD+ (4) data (+) • RxD– (3) data (-) <p>DIL-switch S1: 2 = OFF ⇒ DIR enabled 1,3,4 = terminating R, ON = active</p>
---	---	---

<p>M4-RS485iso</p> 	<p>RS485 – potentialgetrennt</p> <p>RS485 – Modul galvanische Potentialtrennung Daten-Signale :</p> <ul style="list-style-type: none"> • GND (9) Signalmasse • RxD+ (4) Daten • RxD– (3) Daten <p>DIL-Schalter S1: 2 = OFF ⇒ DIR enabled 1,3,4 = Abschluss-R, ON = aktiv</p>	<p>RS485 – isolated</p> <p>RS485 – module galvanic isolate interface data signals :</p> <ul style="list-style-type: none"> • GND (9) signal ground • RxD+ (4) A – data (+) • RxD– (3) B – data (-) <p>DIL-switch S1: 2 = OFF ⇒ DIR enabled 1,3,4 = terminating R, ON = active</p>
--	---	--

<p style="text-align: center;">M4-TTY</p> 	<p style="text-align: center;">TTY – 4-Draht – 20mA Interface</p> <p>TTY- Modul galvanische getrennter Empfänger, Sender nicht galvanisch getrennt, Daten-Signale :</p> <ul style="list-style-type: none"> • GND (9) Signalmasse • TxD+ (8) Sende-Daten (+) • TxD- (7) Sende-Daten (-) • RxD+ (4) Empfangsdaten (+) • RxD- (3) Empfangsdaten (-) 	<p style="text-align: center;">TTY – 4 wire, 20mA interface</p> <p>TTY- module galvanic isolated receiver interface, non isolated transmitter interface data signals :</p> <ul style="list-style-type: none"> • GND (9) signal ground • TxD+ (8) transmit data (+) • TxD- (7) transmit data (-) • RxD+ (4) receive data (+) • RxD- (3) receive data (-)
--	---	--

<p style="text-align: center;">M4-TTYB</p> 	<p style="text-align: center;">20mA – Bosch – Interface</p> <p>TTYB – 20mA – Modul Bosch spezifisches 20mA Interface galvanische getrennter Empfänger, Sender nicht galvanisch getrennt, Daten-Signale :</p> <ul style="list-style-type: none"> • GND (9) Signalmasse • TxD+ (8) Sende-Daten (+) • TxD- (7) Sende-Daten (-) • RxD+ (4) Empfangsdaten (+) • RxD- (3) Empfangsdaten (-) 	<p style="text-align: center;">20mA – Bosch – interface</p> <p>TTYB – 20mA – module Bosch specific 20mA interface galvanic isolated receiver interface, non isolated transmitter interface data signals :</p> <ul style="list-style-type: none"> • GND (9) signal ground • TxD+ (8) transmit data (+) • TxD- (7) transmit data (-) • RxD+ (4) receive data (+) • RxD- (3) receive data (-)
--	--	---